



Caledonian

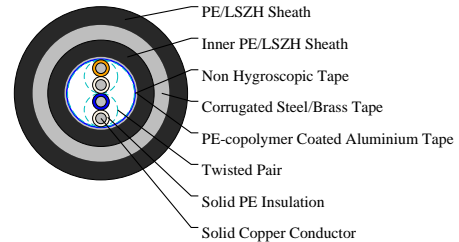

Railway Cables

www.caledonian-cables.com

marketing@caledonian-cables.com

RT/F3 S & B type Axle Counter Cable

RS/RT/F3-S-2Y(L)2YB2Y-2P0.9



APPLICATIONS

The cables are designed for transmission of signals up to 90 kHz in axle counter train detection systems.

STANDARDS

RT/E/PS/00031

VOLTAGE RATING

750V DC/450V AC

CABLE CONSTRUCTION

Conductors: Tinned solid copper wire.

Insulation: Solid polyethylene.

Cabling Element: Two insulated conductors are twisted together to form a pair.

Stranding: Pairs are helically stranded in concentric layers.

Filling: Cable core interstices are filled with a low-permittivity compound. Unfilled cables option can be offered upon request.

Core wrapping: Plastic tape(s) with overlapping

Moisture barrier: One laminated sheath made of aluminium tape coated with PE-Copolymer on at least one side is applied with longitudinally overlap.

Inner Sheath: Polyethylene or LSZH fire retardant compound.

Mechanical Protection: One corrugated steel tape or brass tape is longitudinally applied with overlap. Unarmoured cables option can be offered upon request.

Outer Sheath: Polyethylene or LSZH fire retardant compound. Ruggedised PE sheath compound can be offered upon request.

COLOUR CODE

1P: WHITE+BLUE

2P: WHITE+ORANGE

PHYSICAL AND THERMAL PROPERTIES

Minimum Bending Radius: 7.5xOD (unarmoured); 10xOD (armoured)



Caledonian

Railway Cables

www.caledonian-cables.com

marketing@caledonian-cables.com

Temperature Range: -30°C to +60°C (during operation); -10°C to +60°C (during installation)

Electrical Properties

Electrical Characteristics at 20°C:

Nominal Conductor Diameter:0.9 mm

Nominal Conductor Cross Section:0.63 mm²

Maximum Conductor Resistance:30 Ω/km

Minimum Insulation Resistance @500 V DC (1min):5000 MΩ.km

Nominal Conductor Capacitance @800Hz/1000Hz (AC):42+3 nF/km

Dielectric Strength, conductor to screen (DC voltage 2mins):3000V

Maximum Average Attenuation:

@1.0KHz:0.73 dB/km

@2.4KHz:1.1 dB/km

@40KHz:2.88 dB/km

@90KHz:3.7 dB/km

@1.024MHz:11.2 dB/km

Minimum Average Near-end Crosstalk:

@1.0KHz:60 dB/km

@2.4KHz:60 dB/km

@40KHz:50 dB/km

@90KHz:50 dB/km

@1.024MHz:35 dB/km

DIMENSION AND PARAMETERS

No. of Pairs	Conductor Diameter	Nominal Diameter over Insulation	Nominal Inner Sheath Thickness	Nominal Outer Sheath Thickness	Nom. Overall Diameter	Approx. Weight
	mm	mm	mm	mm	mm	kg/km
2	0.9	1.8	2.2	2.4	22	399



Buried in Ground



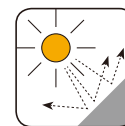
Impact Resistant



Laid In Ducts



Rated voltage



UV Resistant



Water Resistant